

Natus Elite® powered by Keypoint



Faster reporting in familiar, flexible,
and expanded EMG software

natus.

Expanded. Evolved. Elite.

Introducing Natus Elite powered by Keypoint

It's easier to focus on delivering the best patient care when software is familiar, reliable and offers more flexibility to meet your team's unique clinical needs. Now powered by Keypoint, Natus Elite is the advanced EMG software users can trust to assess patients easily and accurately—and quickly create comprehensive reports.

- Includes new algorithms to minimize study times and improve editing capabilities for simplified review and report generation
- Offers the familiarity of the Keypoint interface with more flexible configuration options
- Includes new testing features to enhance clinical and research workflows

The highest-quality HD EMG data resolution



- High-definition resolution at 4,800 points per trace for saved data in standard testing produces high-quality signals
- Unique EP data quality measures to save time and increase confidence
- Superior automated marker placement

What's improved in Natus Elite powered by Keypoint?

1. Configurable test settings
2. Advanced algorithms to minimize study times
3. Added testing capabilities, including MUNIX, CMAP scan and ECG-SSEPs, enhancing research and patient assessment
4. Insight NCS: View multi-modality comparisons side by side, including previous study, different nerves and different tests (motor, sensory, F wave, NMUS)
5. Unique color per trace function on motor NCS studies—a popular feature of Keypoint Classic
6. Online Reporting to create reports while performing patient exams using personalized, custom templates and selections accessible during patient entry, acquisition and review



Enhanced usability

Helps providers of all skill levels confidently
assess patients and generate insightful reports.

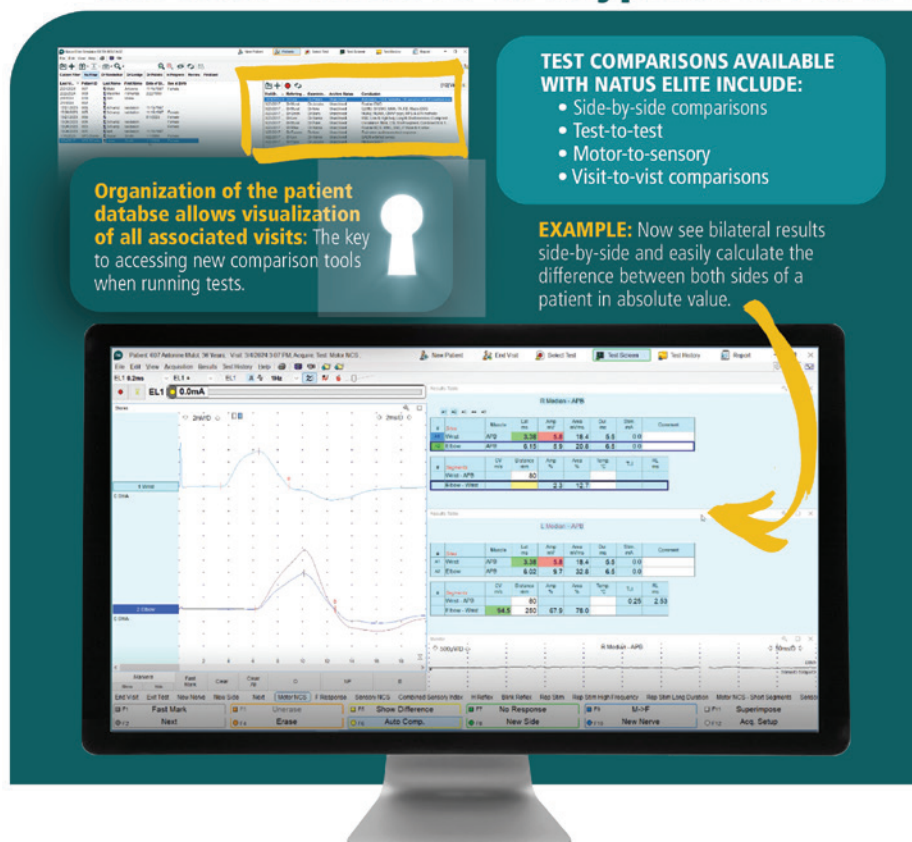
- **Insight NCS** provides easy access to side-by-side comparisons of patients' new results and previous tests conducted—even across different test types, including NMUS, and results from previous visits.
- Added patient reference values, including those for pediatric patients, for clear and convenient patient analysis
- Ability to show or hide reference values in result table
- Easily record and share studies with video producer function
- Reference help for convenient support with recommended study procedures, electrode placement and more
- NMUS integration with one-click reporting to easily manage the full patient journey and include complementary visual data.
- Live remote viewing

Simple, customizable workflows

Maximize your efficiency by
streamlining day-to-day operations.

- Patient-to-report workflows for simple, efficient administration
- Visibility of patient visit and test status to facilitate workflow
- Customizable features and personalized software workflows
- Frequent operations like enhance, edit average and more, require only minimal clicks
- Includes customizable AANEM reference values for both adult and pediatric patients, automatically selected based on patient age, height, gender and body mass index

... Customer feedback helped create
the next evolution of Keypoint software



Expanded test features

Increase your team's ability to conduct research and serve patients' diagnostic needs on a familiar software platform.

- New test types including MUNIX, CMAP scan and single-fiber EMG (SFEMG) now with Jsum, automatic trigger level, and online analysis preview
- Automatically save and display each stimulation
- Added transparency with unique colors assigned for each trace and added filter for nerves and muscles
- Improved MUP analysis
- Enhanced averaging, even offline

Improved patient database

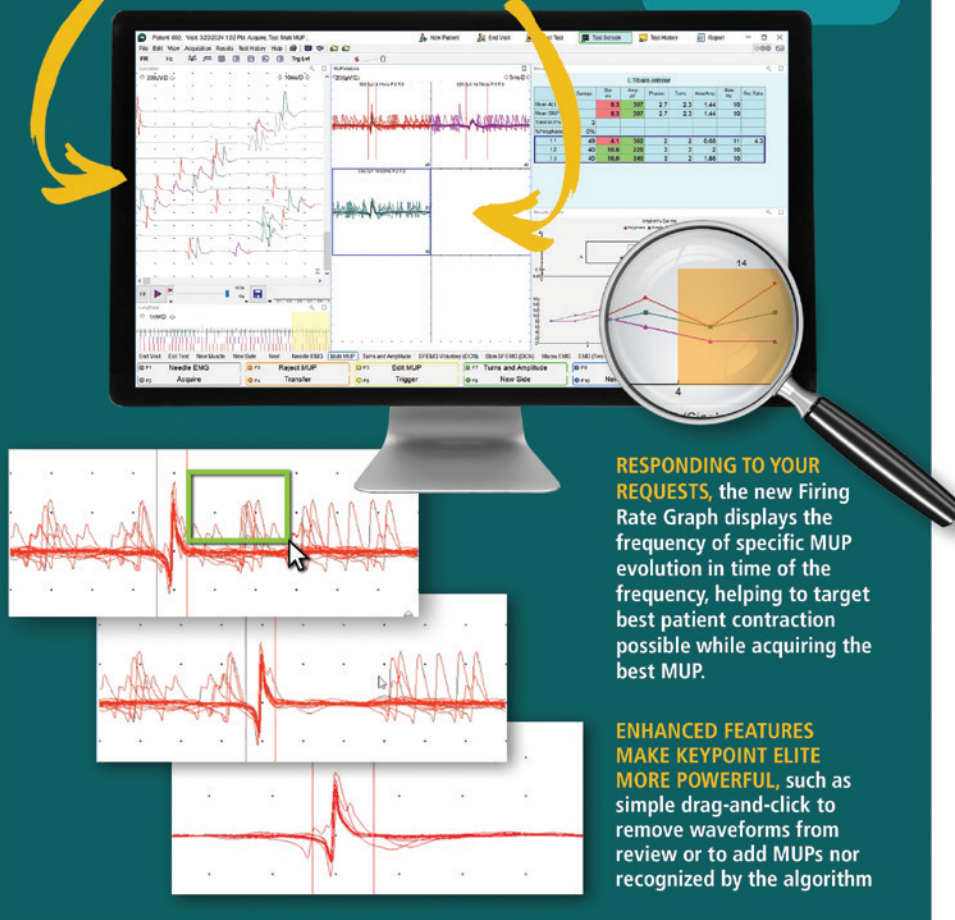
Give care teams a convenient and comprehensive view of patient data to support diagnostic accuracy.

- Easy access to test history, including reports from previous Keypoint systems
- Sort studies by patients and easily retrieve patient demographics with patient ID
- Easily search and filter studies by status and more

...delivering the clinical capabilities **you requested**

COMBINED ALGORITHM. Two automated MULTI MUP analyses and manual analysis from a single window makes review faster and more user-friendly.

MULTI MUP



On-demand system support

Easily accessible resources to help you navigate every EMG study with confidence.

- Access to reference help and an extensive video training library for assistance with hardware, workflows, diagnostic tests, system configurations and more

Single-Fiber EMG: Acquisition and Review

AUTOMATIC TRIGGER LEVEL

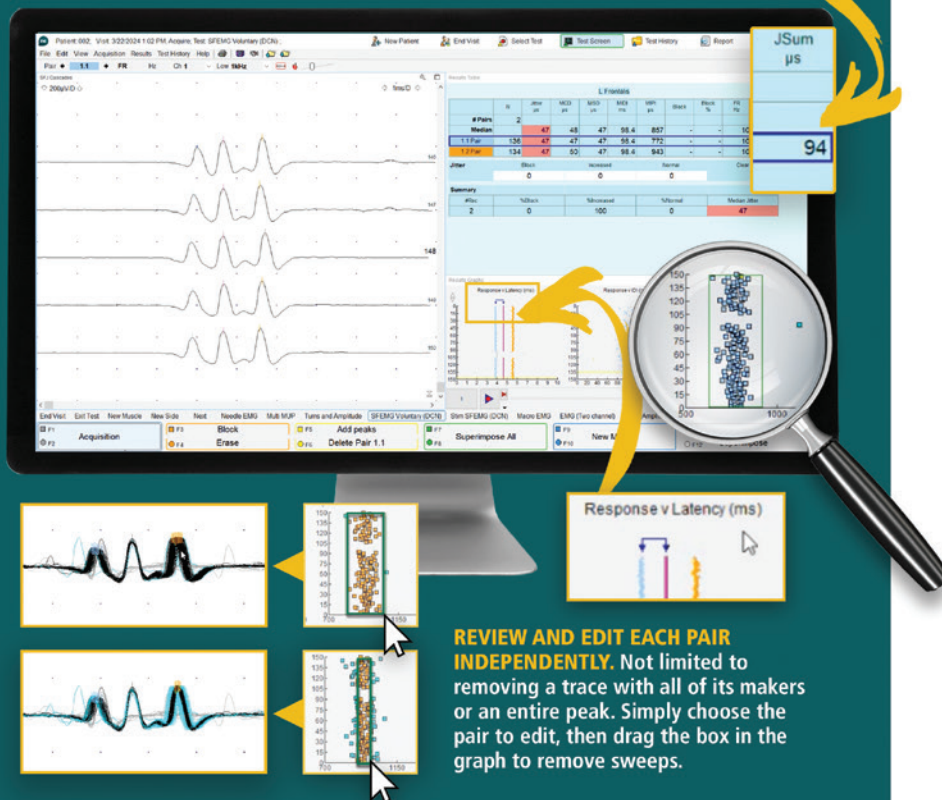
detects when EMG signal is present and triggers a display where all peaks are aligned and time-locked. Focus only on needle placement while the software does its job.

AUTOMATIC POPULATION OF RESULT TABLE

creates a preview of recording before beginning analysis.



FASTER ANALYSIS WITH JSum. Automatically calculates the sum of jitters during acquisition, processing signal to be aligned on peak with smallest JSum.



REVIEW AND EDIT EACH PAIR INDEPENDENTLY. Not limited to removing a trace with all of its makers or an entire peak. Simply choose the pair to edit, then drag the box in the graph to remove sweeps.

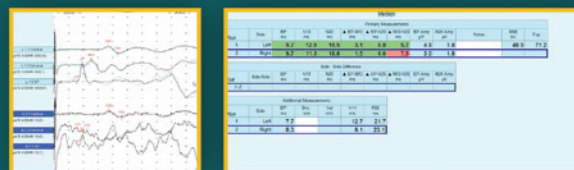
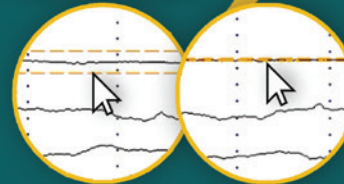
New features for **Evoked Potentials**

EXCLUSIVE NATUS ALGORITHM REDUCES NEED FOR EXCESS STIMULATION OF PATIENT.

RNE (Residual Noise Estimation) approximates the amount an average sweep will change, while Fsp deduces the quality by comparing the existence of patient response with the amount of noise recorded. The software bases the number of stimulations needed on RNE and Fsp, then stops averaging traces before moving on to the next steps.



VISUALLY ASSESS ARTIFACTS AND DECIDE WHICH TO KEEP AND REJECT with one simple click to show rejection levels, then by dragging the dotted borders. In the first image on the right, the signal is between the levels and no artifacts have been rejected. In the second image, the levels cover the signal and all artifacts have been rejected.



VIEW BOTH SIDES OF THE SAME PATIENT ON THE SAME SCREEN.

Values of both sides of the patient are also available in the result table and the side-to-side difference can be calculated automatically.

Added security

Help your organization protect patient confidentiality and reduce the risk of costly data breaches.

- Enhanced user profiles with dedicated workflows and customizable settings
- Integrated HL7 gateway
- Active Directory authentication
- Cloud support for server databases
- Fast, secure connection to patient EMRs and integration with hospital information systems and networking



Software available on Keypoint G4 and Keypoint Focus

Natus Elite powered by Keypoint offers a variety of test capabilities customized to your lab's needs.

Nerve Conduction Studies (NCS)

Terminal Latency Index (TLI)
Residual Latency (RL)
Combined Sensory Index (CSI)
Combined Motor and Sensory NCS
Short segments (Inching)
F Wave, H Reflex, Blink Reflex
Decrement (RNS), High Frequency RNS
Magnetic Evoked Potentials (MEP)
Sympathetic Skin Response (SSR)
RR Analysis: normal breathing, deep breathing, stand-up, Valsalva

Advanced NCS

Collision testing
Conduction Velocity Distribution (CVD)
Triple Stimulation Test (TST)

Single Fiber EMG (SFEMG) / Macro EMG

Voluntary SFEMG
Stimulated SFEMG
Fiber Density
Macro EMG

Needle EMG

Standard needle EMG: Voluntary, Volitional, Maximum Volitional,
Single MUP analysis, EMG findings (Interpretation), Multi-channel EMG

Interference Pattern Analysis (TA)

Turns-Amplitude analysis (TA)
Number of Short Segments (NSS)

Evoked Potentials (EPs)

Auditory EP (AEP)
Visual EP (VEP) Pattern and Goggle
Somatosensory EP (SSEP), including ECG-Triggered SSEP
OHL Assessment
P300 / CNV
Ganzfeld Support (EOG / ERG)

Other Software Modules and Features

Multi-MUP Analysis (MMA)
MUNIX
CMAP Scan
Automatic Stimulation
Tremor Analysis
Reference Help

Neuromuscular Ultrasound

5 transducer options (2 - 18 MHz)





Add value through education with the Natus Neuro Training Academy

Make the most of your Keypoint system with the resources available in our free Neuro Training Academy. Whether you're looking to optimize the use of Natus solutions, expand your clinical knowledge or enhance your diagnostic skills, the Natus academy brings together expertise from leaders in the field to help make a world of difference for patients and providers.

Join today at neuro-training.academy

Natus Support

At Natus, we strive for excellence in customer and technical service.

Here's how we can help:

- Accessible and effective technical support
- Definitive technical documentation and knowledgeable installation teams
- Replacement unit and spare part availability
- Extended warranty and service coverage programs
- Comprehensive, flexible customer training courses

To learn more about Natus products, contact your local distributor or sales representative.

US Customers Call: **1-800-356-0007**

International Customers Call: **+1-608-829-8500**

Supplies

Convenient, complete, trusted

Natus supports the full spectrum of neuro care, providing a complete portfolio of neuro supplies for a seamless solution.

- Dedicated and knowledgeable customer support
- Streamlined order processing
- Recurring supply orders for reliable and timely delivery
- Convenient online ordering in select markets with the [Natus Medical Store](https://natusmedicalstore.com)

— natusmedicalstore.com

Available in the US, France, Germany, Australia and New Zealand

Making sense of the body's signals

©2025 Natus Medical Incorporated. All Rights Reserved. All product names appearing on this document are trademarks or registered trademarks owned, licensed to, promoted or distributed by Natus Medical Incorporated, its subsidiaries or affiliates. 046366 RevB

natus.

Natus Medical Incorporated

natus.com